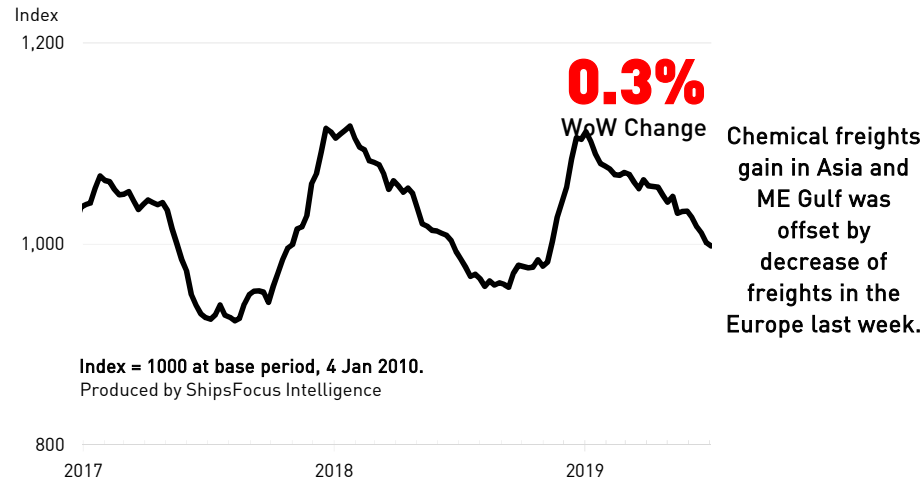


ShipsFocus Weekly Chemical Shipping Report

Week 28, 2019

Global Chemical Freight Index (GCFI)



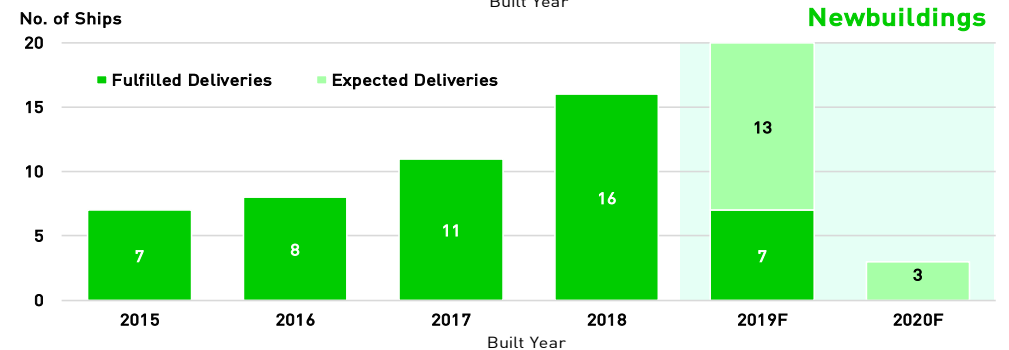
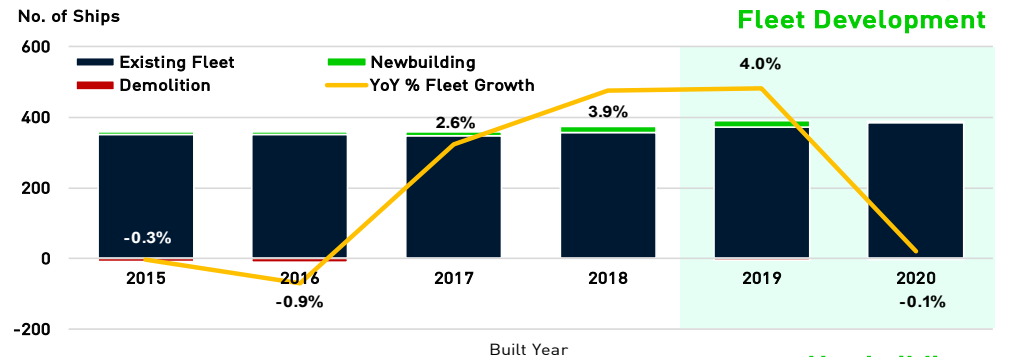
Asian Chemical Freight Rates

Cargo	Trade	This issue	Last issue	Change	12-Week Trend
Bulk Chemicals	5kt ME Gulf/NE Asia	44.25	44.00	0.6%	
	5kt SE Asia/NE Asia	33.00	32.75	0.8%	
	3kt Intra-NE Asia	21.25	21.00	1.2%	
Palm Oil	12kt E.Msia/China	28.75	29.00	-0.9%	
	12kt Straits/WC India	30.75	31.00	-0.8%	
	40kt Straits/EU	45.00	45.25	-0.6%	

Ship Type: 13,000DWT Coated Chemical Tanker

	This issue	Last issue	Change	12-Month Trend
ShipsFocus Bunker Price Index	2,621	2,481	5.6%	
1-Year Time-Charter Rate (USD/day)	8,525	8,500	0.3%	
5-Year S&P Price Indicator (USD mil)	11.6	10.6	10.2%	

* The ShipsFocus Chemical Tanker Price Indicator is a theoretical measure of S&P price per unit tonnage, adjusted to NB resale price.



Copyright © 2019 ShipsFocus Intelligence



ShipsFocus Intelligence Pte. Ltd.
a member of the ShipsFocus Group

<http://www.shipsfocus.com/>
enquiry@shipsfocus.com